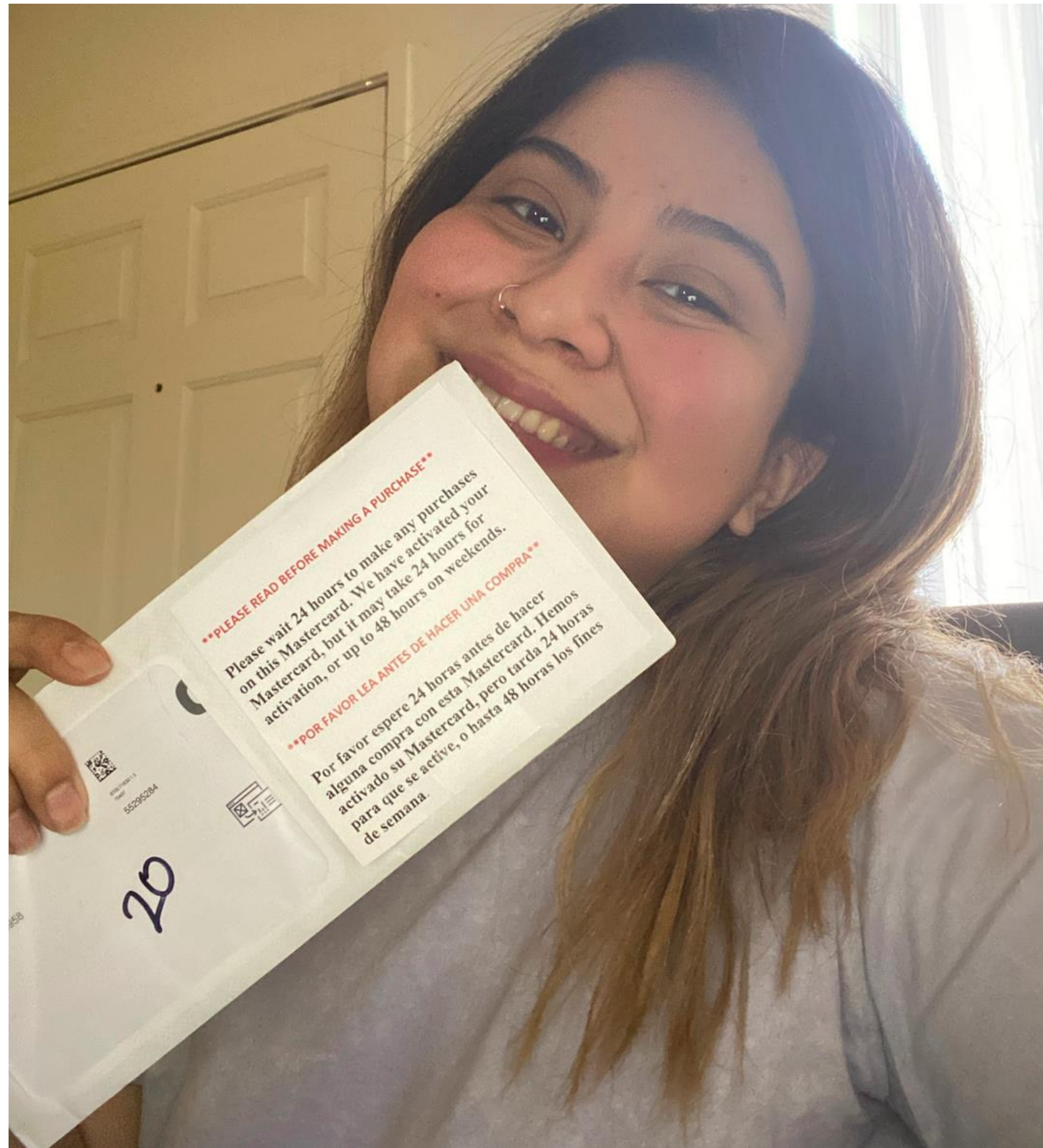


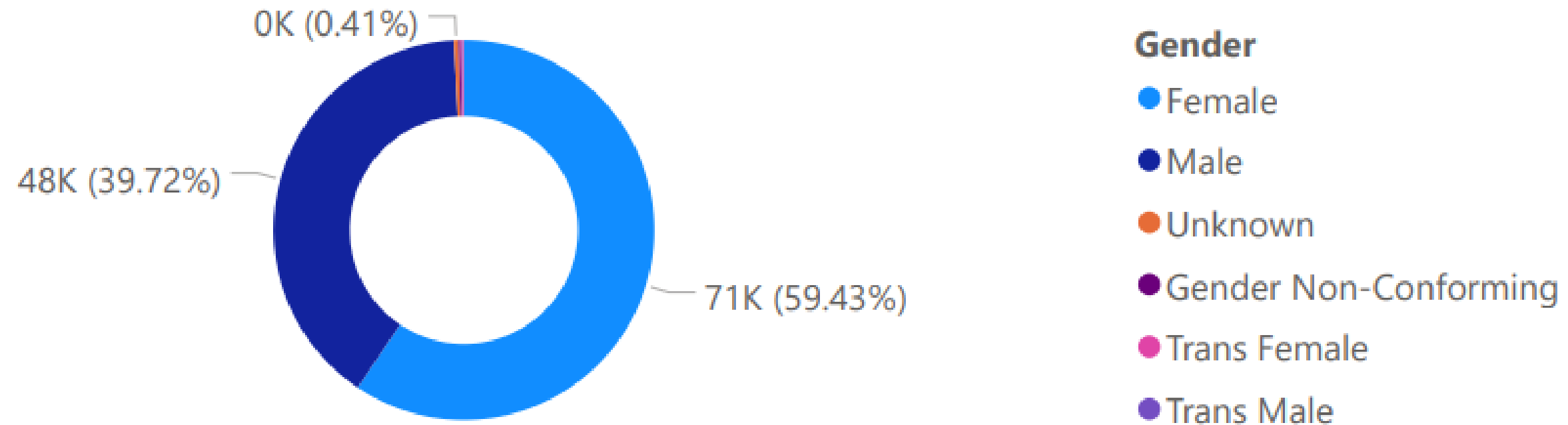
ANGELENO CARD

IN 8 WEEKS...

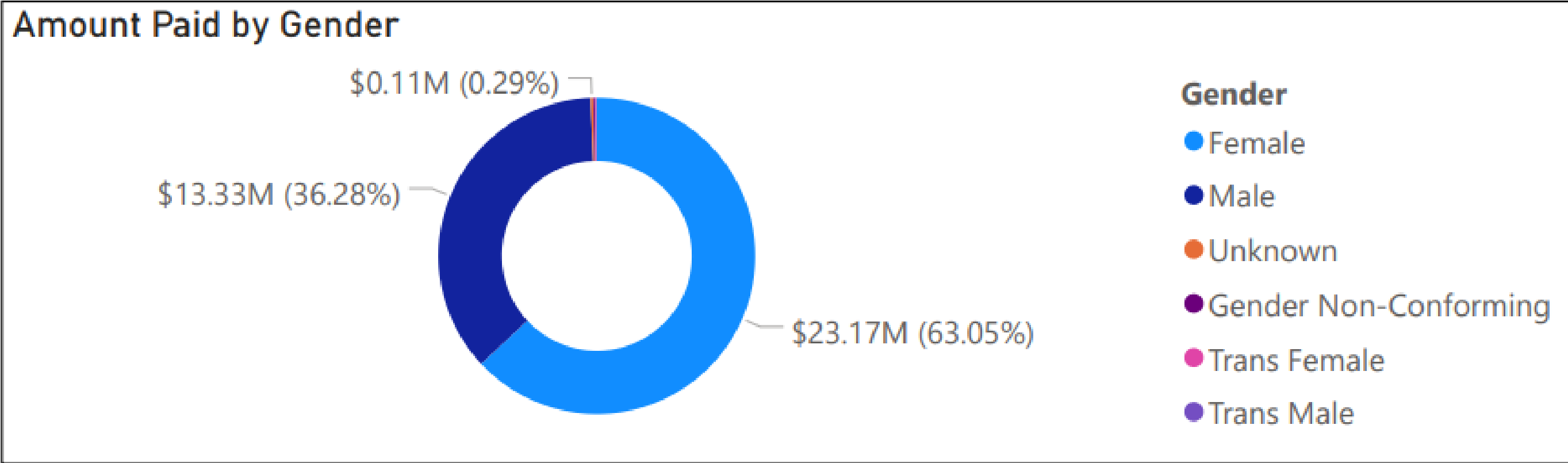
- \$35 million raised
- 37,841 cards distributed
- 120,092 individuals reached
- Over \$36 million in direct financial assistance provided



Application by Gender

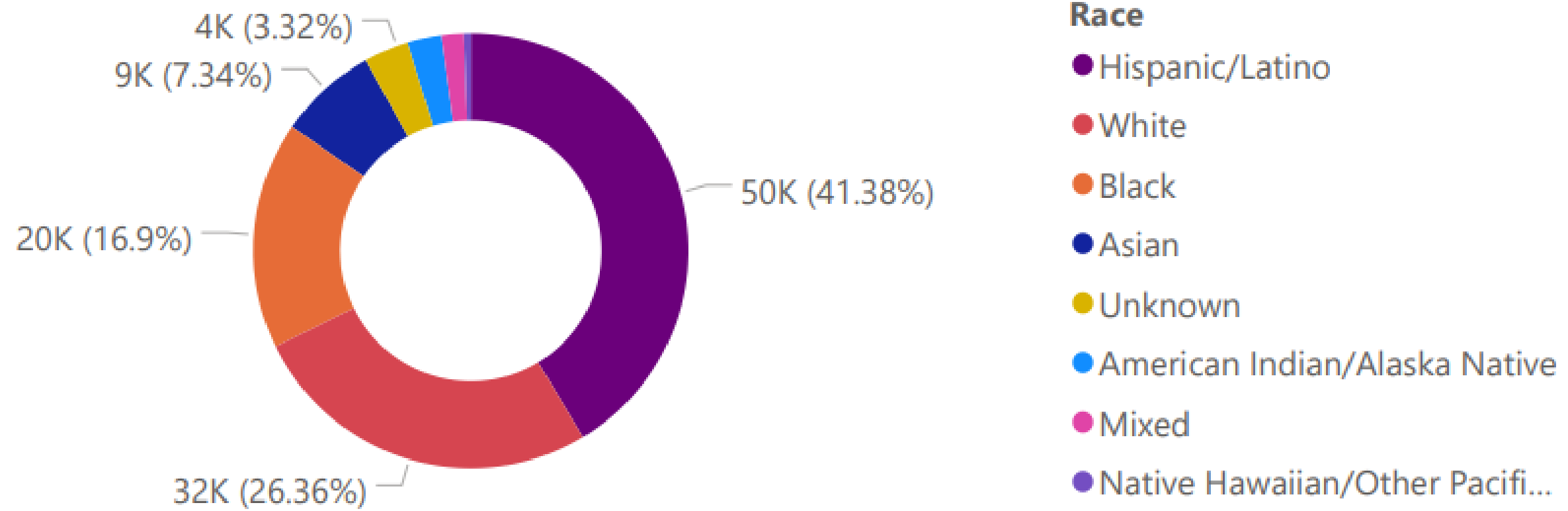


Gender	Application Count	Application Count %
Female	71,368	59.43%
Male	47,702	39.72%
Unknown	494	0.41%
Gender Non-Conforming	244	0.20%
Trans Female	201	0.17%
Trans Male	83	0.07%
Total	120,092	100.00%



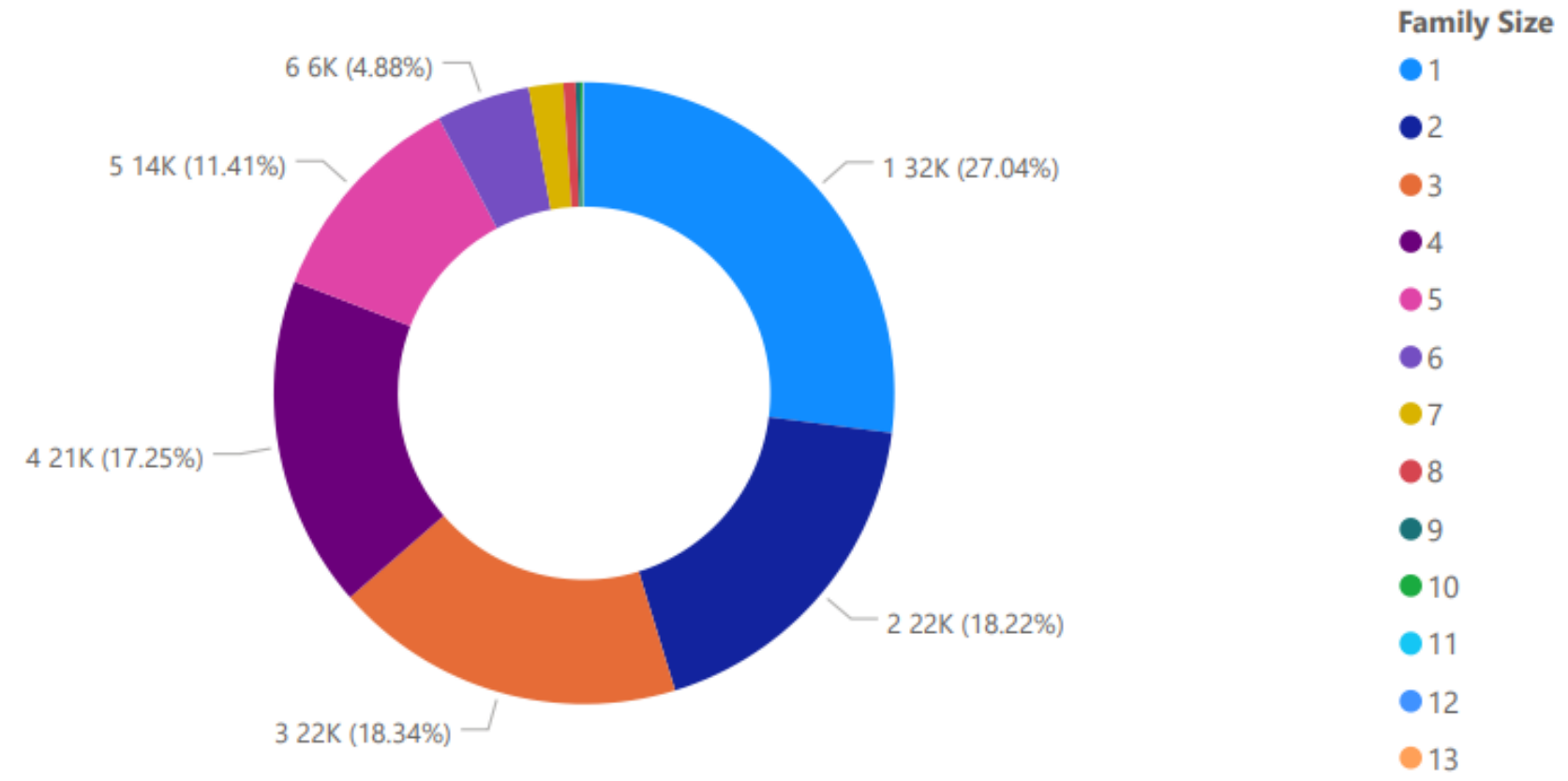
Gender	Amount Paid	Amount Paid %
Female	\$23,170,900.00	63.05%
Male	\$13,334,900.00	36.28%
Unknown	\$105,000.00	0.29%
Gender Non-Conforming	\$64,500.00	0.18%
Trans Female	\$54,700.00	0.15%
Trans Male	\$21,800.00	0.06%
Total	\$36,751,800.00	100.00%

Application by Race



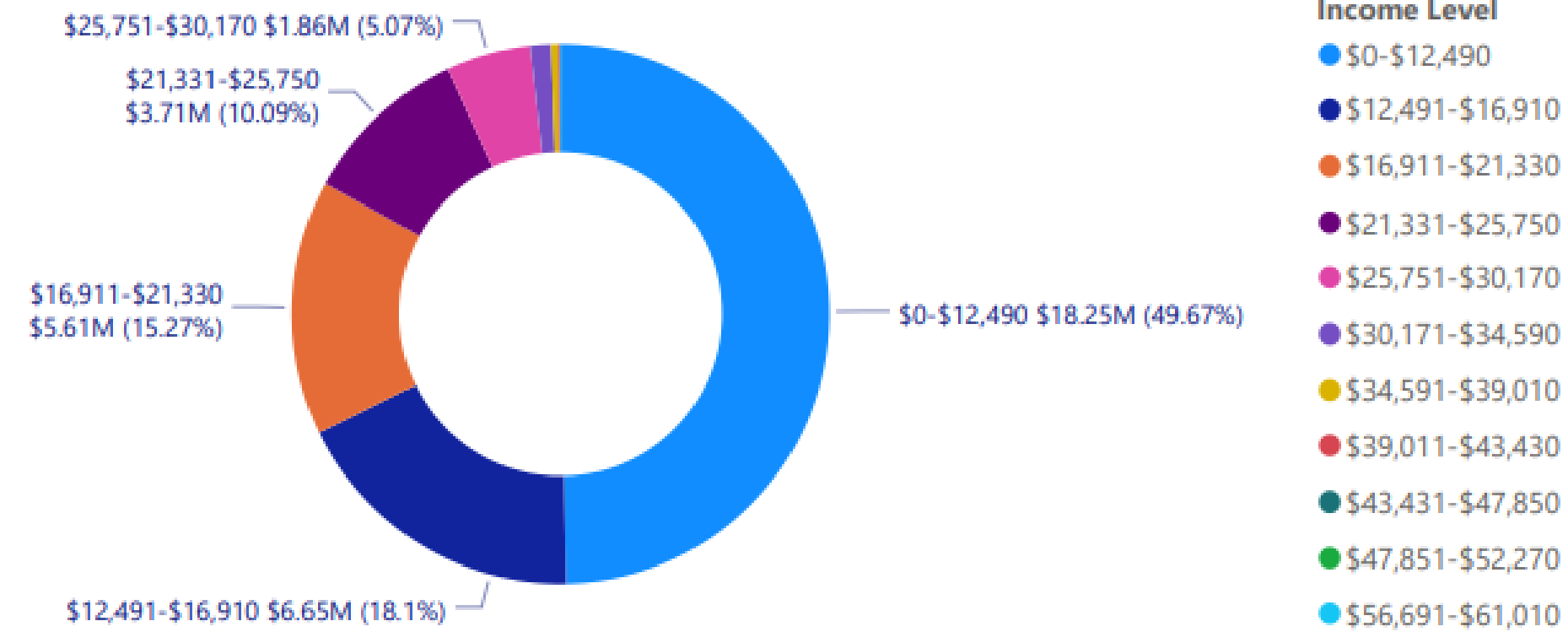
Race	Application Count	Application Count %
American Indian/Alaska Native	3,039	2.53%
Asian	8,816	7.34%
Black	20,297	16.90%
Hispanic/Latino	49,690	41.38%
Mixed	2,015	1.68%
Native Hawaiian/Other Pacific Islander	593	0.49%
Unknown	3,984	3.32%
White	31,658	26.36%
Total	120,092	100.00%

Applications by Family Size



Family Size	Application Count	Application Count %
1	32477	27.04%
2	21879	18.22%
3	22023	18.34%
4	20713	17.25%
5	13698	11.41%
6	5863	4.88%
7	2150	1.79%
8	769	0.64%
9	284	0.24%
10	144	0.12%
11	39	0.03%
12	38	0.03%
13	15	0.01%
Total	120092	100.00%

Income Level



Income Level	Amount Paid	Amount Paid %	Application Count	Application Count %
\$0-\$12,490	\$18,253,900	49.67%	71571	59.60%
\$12,491-\$16,910	\$6,650,500	18.10%	19853	16.53%
\$16,911-\$21,330	\$5,610,400	15.27%	14048	11.70%
\$21,331-\$25,750	\$3,706,700	10.09%	8961	7.46%
\$25,751-\$30,170	\$1,863,400	5.07%	4058	3.38%
\$30,171-\$34,590	\$459,200	1.25%	1146	0.95%
\$34,591-\$39,010	\$156,300	0.43%	312	0.26%
\$39,011-\$43,430	\$32,900	0.09%	91	0.08%
\$43,431-\$47,850	\$11,500	0.03%	31	0.03%
\$47,851-\$52,270	\$3,700	0.01%	14	0.01%
\$56,691-\$61,010	\$3,300	0.01%	5	0.00%
\$52,271-\$56,690			2	0.00%
Total	\$36,751,800	100.00%	120092	100.00%